



USEFUL INFORMATIONS

INFORMATION POINT

For any need you may have during your visit to the Park, you can go to one of the following Information Points: Info Welcome, Info Castello and Info West , which are marked in the map with an  

WHEELCHAIR RENTAL

Some manual wheelchairs are available. They can be rented at the Welcome Info Office, there is a limited number available and you cannot make bookings in advance. To make use of this service, your ID will be requested. Paid service.

TOILETS

Gardaland toilets have spaces reserved for Guests with disabilities.

SHOWS AND MEETING WITH MASCOTS

The theatres in which the shows are staged have seats reserved for our Guests with disabilities. However, it is advisable to arrive at the entrance of such theatres well in advance the set start time. The places where to meet mascots are accessible to everyone.

SHOPS

Points of sale are accessible to everyone. Contact the Staff of each individual shop for any need you may have. An **Easy Shopping Service** is available: we will be the ones in charge of delivering all your purchases made in any shop of the Park before 4 p.m., directly to the Adventure Store, in the parking area, where you will be able to pick them up from 4.30 p.m. on at no extra charge.

RESTAURANTS

All restaurants are accessible. Contact our Staff to be advised on the selection of our dishes.

Tell us your experience!
infobox@gardaland.it

www.gardaland.it



INFORMATION FOR OUR GUESTS WITH DISABILITIES 2025

ACCESSIBILITY TO THE RIDES

For safety reasons, access to the rides is subject to restrictions mostly related to physical parameters and health conditions. These include age, height, heart and spine problems, physical-sensory and cognitive limitations. Below you find the list of all the accessible rides according to your disability (pictograms and their respective description can be found in the last section next to this one). We remind you that, in order to access the rides, you must be accompanied by an adult devoid of any disability. When you arrive at the entrance of the ride and of the q-line, let our Staff recognise you: they will be happy to welcome you as soon as possible!

YOUR SAFETY COMES FIRST

Remember that the access modes (maximum number of people in the trail for each single lap, specific vehicles, etc.) may vary depending on the type of ride. We remind you that, to ensure your safety and that of our staff, access is allowed for one person with a disability per ride; in case a Guest with a disability is already present on the attraction, our staff may ask you to wait for the previous Guest to descend.

We inform you that our Staff must always evaluate whether the configuration of seats and holding devices or the evacuation procedures in case of emergency enable you to use the ride in total safety or not. Whenever any of these essential safety conditions are not granted, you may be forbidden to access the ride. Conditions for accessibility of rides may be modified without prior notice (for example, in case of bad weather and/or due to technical reasons). Finally, to safeguard your health and wellbeing, please observe the Park internal rules and follow all instructions given by Gardaland Staff.

Attention: for safety reasons, those Guests with reduced mobility, those who are visually impaired or blind, and those with cognitive disability must be accompanied by an adult devoid of any disability.

ACCESSIBILITY PICTOGRAMS



Ride not accessible to Guests with heart and hypertension problems.



Guests with epilepsy, photosensitivity and who suffer from claustrophobia: pay utmost attention to the rides with this symbol.























Ride with complex and long evacuation phases in case of stop due to technical reasons.



Ride accesible to guide dogs.

ATTENTION: The path that leads to the rides may require going up/down steps and overcoming other obstacles, also in conditions of shadow, poor visibility, intermittent lights, and in the presence of background music and noise. In order to access the rides, the presence of an accompanying adult devoid of any disability is therefore required. Such person must be able to accompany the guest during all the ascending and descending phases.

GUIDE DOGS: For safety reasons, guide dogs may not accompany Guests in the rides. They must remain outside the ride, except for the ones with the symbol  and they must be left under the charge of the accompanying person or another member of the group.

FANTASY		RESTRICTIONS	
1	L'ISOLA DEI PIRATI On board small boats with slow rotating motion and lateral pitching. For preferential access, stay near the exit.	Children under 110 cm tall must be accompanied	
2	IL TRENINO DI NONNO PIG Ride on board a small train for children, driven by Peppa Pig's grandfather. For preferential access, stay near the exit.	Children under 110 cm tall must be accompanied	
3	LA MONGOLFIERA DI PEPPA PIG On board balloons along a tower, with slow rotary motion. For preferential access, stay near the exit.	Min. height 80cm Max. height 200 cm Children under 140 cm tall must be accompanied	 
4	TRANSARDALAND EXPRESS Ride on board a train on tracks going through a section of the Park, with elevated sections. For preferential access, stay next to the departure station.	Children under 120 cm tall must be accompanied	 
5	GIOSTRA CAVALLI Carousel with slow rotation of the raised platform and shuddering movement of some characters. For preferential access, stay near the control cabin.		
6	BABY PILOTA On board small planes for children with rotating and lifting movements. For preferential access, stay to the right of the access queue.	Min. height 105cm	
7	BABY TOUR - BABY CANOE On board a canoe for children with slow rotating motion. For preferential access, stay near the exit.	Children under 105 cm tall must be accompanied	
	BABY TOUR - BABY CAVALLI Ride on small steeds for children, with slow rotating motion. For preferential access, stay near the exit.	Children under 105 cm tall must be accompanied	
	BABY TOUR - BABY CORSARO On board small sailing boats for children with lifting and lateral rolling movements. For preferential access, stay near the exit.	Children under 105 cm tall must be accompanied	
8	PREZZEMOLO LAND Very colourful playground with slides, trampolines, seesaws and exciting water games.	Max height 140 cm	
9	FUNNY EXPRESS Ride on board a small train for children, with setting dedicated to confectioner elves. For preferential access, stay to the left of the access queue.	Min. height 80cm Children under 140 cm tall must be accompanied	
10	DOREMIFARM Ride on board a small tractor in a farm, with lots of animals and singing friends. For preferential access, stay near the exit.	Min. height 80cm Children under 140 cm tall must be accompanied	
11	ALBERO DI PREZZEMOLO It's our mascot House, with several floors and rooms, with ascent and descent only by means of staircases.		
12	VOLAPLANO Raised monorail; on board small funny airplanes which run through the Fantasy Kingdom. For the transfer from the wheelchair, stay near the exit. Preferential access, through the Express line next to the regular queue.	Min. height: 105cm. Children under 140 cm tall must be accompanied	 
14	FLYING ISLAND Panoramic island that reaches a height of 50 m, with lifting, descent and rotation with slow motion. For access with wheelchair, stay in the exit area.	Children under 130 cm tall must be accompanied	  
15	ROCKET FACTORY On board revolving gondolas, with rotating motion of the raised platforms at gradually increasing speed. For preferential access, stay at the exit area.	Min. height: 110cm. Children under 130 cm tall must be accompanied	
16	MONOROTAIA On board a small panoramic train on a raised monorail. For preferential access, make the regular queue to reach the departure station.	Children under 140 cm tall must be accompanied	  
17	PETER PAN On board small sailing boats with rotating motion at gradually increasing speed. For preferential access, stay at the exit area.	Min. height: 100cm. Children under 140 cm tall must be accompanied	
18	SUPERBABY Carousel for children with slow rotation of the raised platform. For preferential access, stay at the entrance area.	Max. height 140cm	
19	ORTOBRUCO TOUR Small roller-coaster for families, with soft ascends and fast bends. For the transfer from the wheelchair, stay at the exit area. Preferential access, through the Express line next to the regular queue.	Min. height: 100cm. Children under 120 cm tall must be accompanied	 

Dear Guest, the rides listed below require certain neurofunctional characteristics for access; we kindly ask you to carefully evaluate each item based on your conditions to ensure if you can safely ride on it. If your condition matches at least one of the characteristics depicted in the following pictograms, access to the attraction is **NOT PERMITTED**.



People with adverse reactions to strong stimuli














































People with difficulty remaining seated




People who have difficulty deducing how the ride works



People with adverse reactions to tactile stimuli

ADVENTURE			RESTRICTIONS						
20	FUGA DA ATLANTIDE On board a vessel along a themed canal, with steep ascents and breathtaking descents. Preferential access, through the Express line next to the regular queue.	Min. height: 110 cm. Max. height: 195 cm.	  						
21	JUNGLE RAPIDS On board a rubber dinghy on the rapids of a river, among cascades, turbulence, sudden changes of direction, whirlpools and splashes. Preferential access, through the Express line next to the regular queue.	Min. height:110cm. Children under 130 cm tall must be accompanied	 						
22	MAMMUT Roller-coaster for families, with soft ascends, moderate accelerations and fast bends. For the transfer from the wheelchair, stay at the exit area. Preferential access, through the Express line next to the regular queue.	Min. height: 110 cm. Children under 130 cm tall must be accompanied	  						
23	4D CINEMA Multi-sensorial cinema with special effects. Preferential access, through the Express line next to the regular queue.	Children under 120 cm tall must be accompanied	 						
24	JUMANJI - THE LABYRINTH Walkthrough labyrinth consisting of dark scenarios full of special effects that alternate with outdoor scenarios rich of vegetation. Preferential access, through the Express line next to the regular queue.	Children under 140cm tall must be accompanied							
25	JUMANJI - THE ADVENTURE Dark ride set in the jungle, with special effects, on board a off-road vehicle with rotating and oscillating movements. Preferential access, through the Express line next to the regular queue.	Min. height 107cm Max. height 205 cm Children under 120 cm tall must be accompanied	  						
26	WOLF LEGEND On board a small craft along a tower, with controlled and not excessively fast ascent and descent. Preferential access, through the Express line.	Min. height: 105cm. Children under 130 cm tall must be accompanied	  						
27	ANIMAL TRASURE ISLAND Dark ride with special effects, on board a boat with pirate setting, between battles and daily life scenes. Preferential access next to the regular queue.	Min. height 107cm Children under 130 cm tall must be accompanied							
28	COLORADO BOAT On board a vessel along a raised canal, with steep ascents and breathtaking descents.Preferential access, through the Express line next to the regular queue.	Min. height:100 cm. Children under 130 cm tall must be accompanied	 						
29	DRAGON RUSH Roller-coaster for families, with soft ascends, hairpin bends and free rotation of the vehicles. Preferential access, through the Express line next to the regular queue.	Forbidden <6 years Min. height: 110 cm. Max. height: 200 cm. Children under 130 cm tall must be accompanied	  						

ADRENALINE			RESTRICTIONS						
30	BLUE TORNADO Very intense roller-coaster, with steep ascent and descend, with strong accelerations, turns and changes of direction. Preferential access, through the Express line next to the regular queue.	Min. height: 140 cm. Max. height: 200 cm	  						
31	MAGIC HOUSE Seated on a gondola, locked inside a room, with very intense rotating and oscillating movements. Preferential access, through the Express line next to the regular queue.	Bambini inf. 130 cm accompagnati	  						
32	RAPTOR Very intense roller-coaster, with steep ascent and descend, with strong accelerations, turns and changes of direction. Preferential access, through the Express line.	Min 140 cm Max 195 cm	  						
33	OBLIVION THE BLACK HOLE Very intense roller-coaster, with steep ascent and vertical free fall, with strong accelerations, turns and changes of direction. Preferential access, through the Express line.	Min 140 cm Max 195 cm	  						
34	SPACE VERTIGO Free-fall tower, with magnetic braking. Preferential access, through the Express line next to the regular queue.	Min 130 cm Max 190 cm	  						
35	SHAMAN Very intense roller-coaster, with steep ascent and descend, with strong accelerations, turns and changes of direction. Preferential access, through the Express line next to the regular queue.	Min 120 cm Max 205 cm	  						