




INFORMATION FOR OUR GUESTS WITH SENSORY DISABILITIES 2022



















FOR AN EASIER AND MORE PLEASURABLE EXPERIENCE
LOOK FOR THIS SYMBOL ON THE
REGULATION SIGN AT THE ENTRANCE OF EACH RIDE
AND PREFERENTIAL ACCESS LANES

ACCESSIBLE RIDES




For safety reasons, access to the rides is subject to restrictions mostly related to physical parameters and health conditions. These include age, height, heart and spine problems, physical-sensory and cognitive limitations.

Below you find the list of all the accessible rides according to your disability (pictograms and their respective description can be found in the last section next to this one); any rides that do not appear in the tables are not accessible. We remind you that, in order to access the rides, you must be accompanied by an adult. When you arrive at the entrance of the ride and of the q-line, let our Staff recognise you: they will be happy to welcome you as soon as possible!

FANTASY		RESTRICTIONS	
1	L'ISOLA DEI PIRATI On board small boats with slow rotating motion and lateral pitching. For preferential access, stay near the exit.	Children under 110 cm tall must be accompanied	
2	IL TRENINO DI NONNO PIG Ride on board a small train for children, driven by Peppa Pig's grandfather. For preferential access, stay near the exit.	Children under 110 cm tall must be accompanied	
3	LA MONGOLFIERA DI PEPPA PIG On board balloons along a tower with slow rotary motion. For preferential access, stay near the exit.	Min. height 80cm Max. height 200 cm Children under 120 cm tall must be accompanied	 
4	TRANSGARDALAND EXPRESS Ride on board a train on tracks going through a section of the Park, with elevated sections. For preferential access, stay next to the departure station.	Children under 120 cm tall must be accompanied	 
5	GIOSTRA CAVALLI Carousel with slow rotation of the raised platform and shuddering movement of some characters. For preferential access, stay near the control cabin.		
6	BABY CORSARO On board small sailing boats for children with lifting and lateral rolling movements. For preferential access, stay to the right of the access queue.	Children under 105 cm tall must be accompanied	
7	BABY CAVALLI Ride on small steeds for children, with slow rotating motion. For preferential access, stay to the right of the access queue.	Children under 105 cm tall must be accompanied	
8	BABY PILOTA On board small planes for children with rotating and lifting movements. For preferential access, stay to the right of the access queue.	Children under 105 cm tall must be accompanied	
9	BABY CANOE On board a canoe for children with slow rotating motion. For preferential access, stay to the right of the access queue.	Children under 105 cm tall must be accompanied	
10	PREZZEMOLO LAND Very colourful playground with slides, trampolines, seesaws and exciting water games.	Max height 140 cm	
11	FUNNY EXPRESS Ride on board a small train for children, with setting dedicated to confectioner elves. For preferential access, stay to the left of the access queue.	Min. height 80cm Children under 120 cm tall must be accompanied	
12	DOREMIFARM Ride on board a small tractor in a farm, with lots of animals and singing friends. For preferential access, stay near the exit.	Min. height 80cm Children under 120 cm tall must be accompanied	
13	ALBERO DI PREZZEMOLO It's our mascot House, with several floors and rooms, with ascent and descent only by means of staircases.		
14	VOLAPLANO Raised monorail; on board small funny airplanes which run through the Fantasy Kingdom. For the transfer from the wheelchair, stay near the exit. Preferential access next to the regular queue.	Min. height: 100 cm. Children younger than 10 years old must be accompanied	 
16	FLYING ISLAND Panoramic island that reaches a height of 50 m, with lifting, descent and rotation with slow motion. For access with wheelchair, stay in the exit area.	Children younger than 10 years old must be accompanied	  
17	MR PING'S NOODLE SURPRISE On board revolving gondolas, with rotating motion of the raised platforms at gradually increasing speed. For preferential access, stay at the exit area.	Min. height: 110 cm. Children younger than 8 years old must be accompanied	
18	MONOROTAIA On board a small panoramic train on a raised monorail. For preferential access, make the regular queue to reach the departure station.	Children younger than 10 years old must be accompanied	  



















FANTASY

RESTRICTIONS

19	PETER PAN On board small sailing boats with rotating motion at gradually increasing speed. For preferential access, stay at the exit area.	Min. height: 100 cm. Children younger than 10 years old must be accompanied	
20	SUPERBABY Carousel for children with slow rotation of the raised platform. For preferential access, stay at the entrance area.	Forbidden for children older than 10 years old	
21	ORTOBRUCO TOUR Small roller-coaster for families, with soft ascends and fast bends. For the transfer from the wheelchair, stay at the exit area. Preferential access next to the regular queue.	Children under 110 cm tall must be accompanied	 



















ADVENTURE

RESTRICTIONS

22	FUGA DA ATLANTIDE On board a vessel along a themed canal, with steep ascents and breathtaking descents. Preferential access next to the regular queue.	Min. height: 120 cm. Max. height: 195 cm.	  
23	JUNGLE RAPIDS On board a rubber dinghy on the rapids of a river, among cascades, turbulence, sudden changes of direction whirlpools and splashes. Preferential access next to the regular queue.	Min. height: 120 cm. Children younger than 10 years old must be accompanied	 
24	MAMMUT Roller-coaster for families, with soft ascends, moderate accelerations and fast bends. For the transfer from the wheelchair, stay at the exit area; preferential access next to the regular queue.	Min. height: 110 cm. Children under 130 cm tall must be accompanied	  
25	CINEMA 4-D EXPERIENCE Multi-sensorial cinema with special effects. Preferential access next to the regular queue.	Not recommended for children younger than 6 years old. Children under 120 cm tall must be accompanied	 
26	JUMANJI - THE ADVENTURE Dark ride set in the jungle, with special effects, on board a off-road vehicle with rotating and oscillating movements. Preferential access next to the regular queue.	Min. height 110cm Max. height 205 cm Children under 120 cm tall must be accompanied	  
27	I CORSARI: LA VENDETTA DEL FANTASMA Dark ride set in the jungle, with special effects, on board a off-road vehicle with rotating and oscillating movements. Preferential access next to the regular queue.	Children younger than 8 years old must be accompanied	
28	COLORADO BOAT On board a vessel along a raised canal, with steep ascents and breathtaking descents. Preferential access next to the regular queue.	Min. height: 100 cm. Children under 130 cm tall must be accompanied	 
29	KUNG FU PANDA MASTER Roller-coaster for families, with soft ascends, hairpin bends and free rotation of the vehicles. Preferential access next to the exit.	Min. height: 110 cm. Max. height: 200 cm. Children under 130 cm tall must be accompanied	  

ADRENALINE

RESTRICTIONS

30	BLUE TORNADO Very intense roller-coaster, with steep ascent and descend, with strong accelerations, turns and changes of direction. Preferential access next to the regular queue.	Min. height: 140 cm. Max. height: 200 cm	  
31	MAGIC HOUSE Seated on a gondola, locked inside a room, with very intense rotating and oscillating movements. Preferential access next to the regular queue.	Children under 120 cm tall must be accompanied	  
32	RAPTOR Very intense roller-coaster, with steep ascent and descend, with strong accelerations, turns and changes of direction. Preferential access next to the regular queue.	Min. height: 140 cm. Max. height: 195 cm.	  
33	OBLIVION THE BLACK HOLE Very intense roller-coaster, with steep ascent and vertical free fall, with strong accelerations, turns and changes of direction. Preferential access next to the Shop.	Min. height: 140 cm. Max. height: 195 cm.	  
34	SPACE VERTIGO Free-fall tower, with magnetic braking. Preferential access next to the regular queue.	Min. height: 130 cm. Max. height: 190 cm.	  
35	SHAMAN Very intense roller-coaster, with steep ascent and descend, with strong accelerations, turns and changes of direction. Preferential access next to the regular queue.	Min. height: 120 cm. Max. height: 205 cm.	  

YOUR SAFETY COMES FIRST

Remember that the access modes (maximum number of people in the trail for each single lap, specific vehicles, etc.) may vary depending on the type of ride. Therefore, we inform you that our Staff must always evaluate whether the configuration of seats and holding devices or the evacuation procedures in case of emergency enable you to use the ride in total safety or not. Whenever any of these essential safety conditions are not granted, you may be forbidden to access the ride. If your disability cannot be seen, please point it out to us. Even though our Staff are prepared, they cannot know your health condition unless you provide such information, and cannot guarantee you and your family the maximum safety levels. Conditions for accessibility of rides may be modified without prior notice (for example, in case of bad weather and/or due to technical reasons). Finally, to safeguard your health and wellbeing, please observe the Park internal rules and follow all instructions given by Gardaland Staff. The key and the pictograms next to the attractions will aid you to find your way during your visit to the Park.

Attention: for safety reasons, those Guests with reduced mobility, those who are visually impaired or blind, and those with cognitive disability must be accompanied by an adult.

ENJOY YOUR DAY!

ACCESSIBILITY PICTOGRAMS

 Ride not accessible to Guests with heart and hypertension problems.

 Ride with complex and long evacuation phases in case of stop due to technical reasons.


 Guests with epilepsy, photosensitivity and who suffer from claustrophobia: pay utmost attention to the rides with this symbol.

 Ride accessible to guide dogs.

ATTENTION:

The path that leads to the rides may require going up/down steps and overcoming other obstacles, also in conditions of shadow, poor visibility, intermittent lights, and in the presence of background music and noise. It is essential to successfully complete all the safety procedures before access. In order to access the rides, the presence of an accompanying adult is therefore required. Such person must be able to accompany the guest during all the ascending and descending phases.

GUIDE DOGS:

For safety reasons, guide dogs may not accompany Guests in the rides. They must remain outside the ride, except for the ones with the symbol  and they must be left under the charge of the accompanying person or another member of the group.



LEGEND

- | | | |
|-------------------------|-----------------------------------------------------|-------------------------------------------------------|
| Toilett | Easy shopping | Welcome Desk |
| Informatio | Tobacco shop | Photo point |
| Baggage deposit | Push chair | First aid
(there is no distribution of medication) |
| Lost and found | Nursery | Gardaland Express |
| ATM | Parking | |
| Mobile charging station | Picnic area
(only allowed in the indicated area) | |

BAR & RESTAURANT

- | | |
|--------------------|----------------------|
| Restaurant | Restaurant |
| Pizzeria | Fast Food |
| Mexican Restaurant | Hamburger Restaurant |
| Fast Food | Bar |
| Steak House | Casa Marhaba |
| Restaurant | Sandwich |
| Restaurant | |


SHOW LOCATION

- | | |
|----------------------------------------------|---------------------------------------|
| LA CASA DI PEPPA PIG
Meet & Greet | GARDALAND THEATRE
Show |
| TEATRO DELLA FANTASIA
Show + Meet & Greet | ARENA 44 GATTI
Show + Meet & Greet |
| HACIENDA MIGUEL
Show | NAVE DEI CORSARI
Show |
| BUFFALO STAGE
Show | |



USEFUL INFORMATIONS

INFORMATION POINT

For any need you may have during your visit to the Park, you can go to one of the following Information points: Info Welcome, Info Castello and Info West, which are marked in the map with an .

WHEELCHAIR RENTAL

Some manual wheelchairs are available. They can be rented at the Welcome Info Office, at the Welcome Desk and inside the park at the Info West. There is a limited number available and you cannot make bookings in advance. To make use of this service, your ID will be requested.

TOILETS

Gardaland toilets have spaces reserved for Guests with disabilities, and they are marked with the symbol .

FIRST AID STATION

Inside the Park, there is a First Aid Health Centre, which is marked in the map with the symbol . The facilities have qualified medical Staff that provide the necessary treatment in case of an emergency. You can keep medicines in the fridge.

SHOWS AND MEETING WITH MASCOTS

The theatres in which the shows are staged have seats reserved for our Guests with disabilities. However, it is advisable to arrive at the entrance of such theatres well in advance the set start time.




The places where to meet mascots are accessible to everyone. Check the specific leaflet to choose the time that best suits your visit to the Park.

SHOPS

Points of sale are accessible to everyone. Contact the Staff of each individual shop for any need you may have. An **Easy Shopping Service** is available: we will be the ones in charge of delivering all your purchases made in any shop of the Park before 4 p.m., directly to the Adventure Store, in the parking area, where you will be able to pick them up from 4.30 p.m. on at no extra charge.

RESTAURANTS

All restaurants are accessible. Contact our Staff to be advised on the selection of our dishes. We recommend:

-  Pizzeria Saloon
-  Ristorante Aladino
-  Trattoria Capitano Cook

Check our specific leaflet to choose the offer that best suits your requirements and dietary needs.

Tell us your experience!
infobox@gardaland.it

www.gardaland.it